

Student Financial Aid 2023-24

Institution: Pikes Peak State College (127820)

User ID: P1278201

Overview

IPEDS Student Financial Aid Component Overview - Academic Reporters

Welcome to the Student Financial Aid (SFA) survey component. The purpose of the SFA component is to collect information about financial aid provided to various groups of undergraduate students and military/veteran educational benefits for all students at your institution.

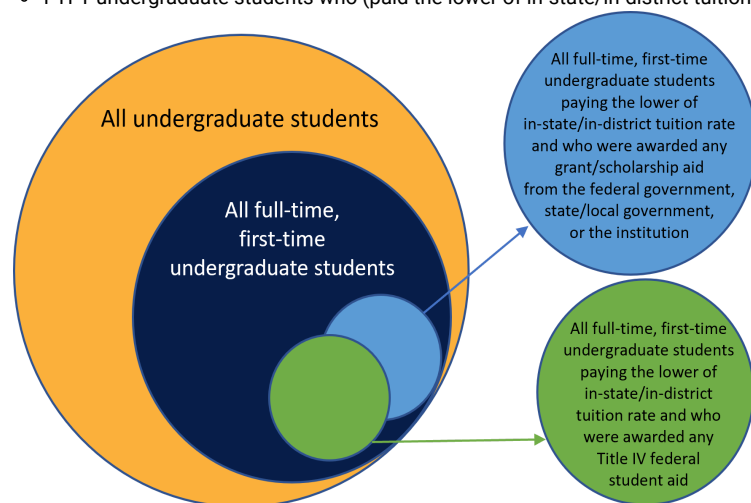
Data Reporting Reminders:

- Report data to accurately reflect the period corresponding with the IPEDS survey component, even if such reporting is seemingly inconsistent with prior-year reporting.

- Undergraduate Student Counts

You will be asked to report information for:

- All undergraduate students
- Full-time, first-time degree/certificate-seeking undergraduate students (FTFT)
- FTFT undergraduate students who (paid the lower of in-state/in-district tuition rate for public institutions and) were awarded any grant/scholarship aid from the federal government, state/local government, or the institution
- FTFT undergraduate students who (paid the lower of in-state/in-district tuition rate for public institutions and) were awarded any Title IV federal student aid



- COA Revisions

Revisions to Cost of Attendance (COA) used to calculate the net price of attendance can be made in this component.

Consult the instructions and screens to make sure you are reporting the correct aid amounts for the correct groups of students.

- College Affordability and Transparency Lists

Net price amounts calculated in SFA will be used to populate the U.S. Department of Education's College Affordability and Transparency lists.

- Interactive Edits and Error Messages

SFA contains interactive edits that will check for blank fields, invalid values, or values that fall outside expected ranges. Some error messages will require you to confirm or

explain the values that you entered. Some error messages are fatal and will require you to contact the IPEDS Help Desk at (877) 225-2568 for resolution.

- Context Boxes

You will find optional text boxes throughout SFA. Context boxes allow you to provide more information about the data you enter. Some of these context boxes may be made available to the public on College Navigator, so make sure that the information you enter can be understood easily by students, parents, and the public.

Changes to reporting:

The following changes were implemented for the 2023-24 data collection period:

- Removed the 'Groups terminology'
- Renumbered lines on screens and in instructions
- Reiterated instructions on what is reported in each part for specific students and reporting periods
- Rephrased "room and board" terminology in survey materials to "food and housing," including Glossary terms
- Added FAQ regarding inclusion of incarcerated students
- Revised FAQ regarding experimental site participants

Resources:

- To download the survey materials for this component: [Survey Materials](#)
- To access your prior year data submission for this component: [Reported Data](#)

If you have questions about completing this survey, please contact the IPEDS Help Desk at 1-877-225-2568.

Institution: Pikes Peak State College (127820)

User ID: P1278201

Section 1: Part A - Establish Your Student Counts

Part A - Establish Your Student Counts

Instructions:

In the fields below, report the number of students enrolled in Fall 2022.

Reporting Reminders:

- Part A establishes student counts.
- The numbers on this screen are carried forward to other parts of the Student Financial Aid Survey component and checked for consistency with data reported in other survey components.

		YOUR CURRENT YEAR DATA	YOUR PRIOR YEAR DATA
		Fall 2022	Fall 2021
02	i All undergraduate students	11,899	11,836
03	All degree/certificate-seeking undergraduate students Of those on line 02, those who are degree/certificate-seeking	9,152	
04	Of those on line 02, those who are non-degree/non-certificate-seeking (Line 02 – Line 03)	2,747	
05	All full-time, first-time degree certificate-seeking undergraduate students Of those on line 03, those who are full-time, first-time	977	929
06	Of those on line 05, those awarded any: <ul style="list-style-type: none"> • <u>Federal Work Study</u>, • <u>Loans to students</u>, • Grant or scholarship aid from the federal government, state/local government, the institution, or • Other sources known to the institution 	856	764
07	Of those on line 05, those awarded any: <ul style="list-style-type: none"> • <u>loans to students</u> or • Grant or scholarship aid from the federal government, state/local government, or the institution 	846	754
08	Of those on line 05, those (paying the lower of in-state or in-district tuition rate for public institutions) who were awarded grant or scholarship aid from the federal government, state/local government, or the institution	482	408
09	Of those on line 05, those (paying the lower of in-state or in-district tuition rate for public institutions) who were awarded any <u>Title IV federal student aid</u>	484	436

Institution: Pikes Peak State College (127820)

User ID: P1278201

Section 1: Part B - Student Counts and Financial Aid Award Amounts


Part B - Enter Student Counts and Financial Aid Award Amounts

For this part, report:

For These Students	The Following Type(s) of Aid	Awarded in This Period
<ul style="list-style-type: none"> All undergraduate students enrolled in Fall 2022 for the 2022-23 academic year as defined by the institution 	<ul style="list-style-type: none"> Grant or scholarship aid from: <ul style="list-style-type: none"> federal government state/local government the institution other sources known to the institution Loans to students from: <ul style="list-style-type: none"> the federal government 	<ul style="list-style-type: none"> Any time during academic year 2022-23
Information from Part A		Fall 2022
All undergraduate students (This number is carried forward from Part A, Line 02.)		11,899
Degree/certificate-seeking undergraduate students (This number is carried forward from Part A, Line 03.)		9,152
Non-degree/non-certificate-seeking undergraduate students (This number is carried forward from Part A, Line 04.)		2,747

In the fields below, report the student counts and the total amount of aid awarded for each aid type and student category.

Aid Type	2022-23											
	All undergraduate students				All degree/certificate-seeking undergraduates				All non-degree/non-certificate-seeking undergraduates			
	Number students who were awarded aid	Percentage of students who were awarded aid	Total amount of aid awarded	Average amount of aid awarded (Col.3/Col.1)	Number students who were awarded aid	Percentage of students who were awarded aid	Total amount of aid awarded	Average amount of aid awarded (Col.7/Col.5)	Number students who were awarded aid (Col.1-Col.5)	Percentage of students who were awarded aid	Total amount of aid awarded (Col.3-Col.7)	Average amount of aid awarded
	Col. 1	Col. 2	Col. 3	Col. 4	Col. 5	Col. 6	Col. 7	Col. 8	Col. 9	Col. 10	Col. 11	Col. 12
01 Grant or scholarship aid from the federal government, state/local government, the institution, and other sources known to the institution (Do NOT include federal student loans)	6,694	56	42,712,823	6,381	6,603	72	42,437,724	6,427	91	3	275,099	3,023
02 Federal Pell Grants	3,663	31	20,714,723	5,655	3,642	40	20,602,475	5,657	21	1	112,248	5,345
03 Federal loans to students	1,731	15	6,761,790	3,906	1,728	19	6,749,906	3,906	3	0	11,884	3,961

 You may use the box below to provide additional context for the data you have reported above. Context notes will be posted on the College Navigator website. Therefore, you should write all context notes using proper grammar (e.g., complete sentences with punctuation) and common language that can be easily understood by students and parents (e.g., spell out acronyms).

Non-applicable 

Institution: Pikes Peak State College (127820)

User ID: P1278201

Section 1: Part C, Page 1 - full-time, first-time degree/certificate-seeking undergraduate students

Part C, Page 1 - Enter Information about full-time, first-time degree/certificate-seeking undergraduate students

Reporting Reminders:

- In the fields below, report the number of full-time, first-time degree/certificate-seeking undergraduate students enrolled in Fall 2022 paying the lower of in-state or in-district tuition rate. If your institution does not offer different rates, report all students as paying in-state tuition rates.

Information from Part A		Fall 2022		
01	Full-time, first-time degree/certificate-seeking undergraduate students (This number is carried forward from Part A, Line 05)	977		
Full-time, first-time students:		YOUR CURRENT YEAR DATA		YOUR PRIOR YEAR DATA
		Fall 2022		Fall 2021
		Number of students	Percentage of students	Percentage of students
02	<u>paying in-district tuition rates</u>	<input type="text" value="0"/>	0	0
03	<u>paying in-state tuition rates</u>	<input type="text" value="908"/>	93	93
04	<u>paying out-of-state tuition rates</u>	<input type="text" value="69"/>	7	7
05	Unknown (calculated value) This value is calculated using the following formula: [Line 01-(Line 02 +Line 03 +Line 04)]	0	0	0

Institution: Pikes Peak State College (127820)

User ID: P1278201

Section 1: Part C, Page 2 - full-time, first-time degree/certificate-seeking undergraduate students

Part C, Page 2 - Enter Information about full-time, first-time degree/certificate-seeking undergraduate students.

For this part, report:


For These Students	The Following Type(s) of Aid	Awarded in This Period
<ul style="list-style-type: none"> Full-time, first-time degree/certificate-seeking undergraduate students enrolled in Fall 2022 for the 2022-23 academic year as defined by the institution 	<ul style="list-style-type: none"> Grant or scholarship aid from: <ul style="list-style-type: none"> federal government state/local government the institution Loans to students from: <ul style="list-style-type: none"> the federal government other sources, including private or other loans Do not include: <ul style="list-style-type: none"> grant or scholarship aid from private or other sources PLUS loans or loans made to anyone other than the student 	<ul style="list-style-type: none"> Any time during academic year 2022-23

Information from Part A	Fall 2022
Full-time, first-time degree/certificate-seeking undergraduate students (This number is carried forward from Part A, Line 05)	977
(This number is carried forward from Part A, Line 06) <ul style="list-style-type: none"> Full-time, first-time degree/certificate-seeking undergraduate students awarded: <ul style="list-style-type: none"> Federal Work Study Loans to students Grant or scholarship aid from the federal government, state/local government, or the institution Other sources known to the institution 	856
(This number is carried forward from Part A, Line 07) <ul style="list-style-type: none"> Full-time, first-time degree/certificate-seeking undergraduate students awarded: <ul style="list-style-type: none"> Loans to students Grant or scholarship aid from the federal government, state/local government, or the institution 	846
(This number is carried forward from Part A, Line 08) <ul style="list-style-type: none"> Full-time, first-time degree/certificate-seeking undergraduate students who paying the lower of in-state or in-district tuition rate for public institutions were awarded: <ul style="list-style-type: none"> Grant or scholarship aid from the federal government, state/local government, or the institution 	482

In the fields below, report the number of full-time, first-time degree/certificate-seeking undergraduate students and the total amount of aid awarded for each type of aid. Enter unduplicated student counts within a each aid category (e.g., Federal Pell Grants). However, a student can appear in more than one aid category.

Aid Type	Full-time, first-time degree/certificate-seeking undergraduate students (Part A, Line 05)	
	CURRENT YEAR DATA	YOUR PRIOR YEAR DATA
	Fall 2022	Fall 2021

		Number of FTFT students awarded aid	Percentage of FTFT students awarded aid	Total amount of aid awarded to FTFT students	Average amount of aid awarded to FTFT students	Average amount of aid awarded to FTFT students
01	Grants or scholarships from the federal government, state/local government, or the institution	<input type="text" value="839"/>	86	5,445,744	<input checked="" type="checkbox"/> 6,491	5,207
02	<u>Federal grants</u> and scholarship aid	<input type="text" value="829"/>	85	3,588,707	<input checked="" type="checkbox"/> 4,329	3,621
03	Federal <u>Pell Grants</u>	<input type="text" value="463"/>	47	<input type="text" value="2,630,681"/>	5,682	5,462
04	<u>Other federal grants</u> and scholarship aid	<input type="text" value="773"/>	79	<input type="text" value="958,026"/>	1,239	885
05	<u>State/local government grant</u> or <u>scholarship</u> aid (includes <u>fellowships</u> /tuition waivers/exemptions)	<input type="text" value="454"/>	46	<input type="text" value="1,815,843"/>	<input checked="" type="checkbox"/> 4,000	3,015
06	<u>Institutional grant</u> or <u>scholarship</u> aid (includes <u>fellowships</u> /tuition waivers/exemptions)	<input type="text" value="13"/>	1	<input type="text" value="41,194"/>	<input checked="" type="checkbox"/> 3,169	1,995
07	<u>Loans to students</u>	<input type="text" value="146"/>	15	581,433	3,982	4,055
08	Federal loans to students	<input type="text" value="141"/>	14	<input type="text" value="527,473"/>	3,741	3,650
09	Other loans to students (including private loans)	<input type="text" value="8"/>	1	<input type="text" value="53,960"/>	<input checked="" type="checkbox"/> 6,745	9,069

 You may use the box below to provide additional context for the data you have reported above. Context notes will be posted on the College Navigator website. Therefore, you should write all context notes using proper grammar (e.g., complete sentences with punctuation) and common language that can be easily understood by students and parents (e.g., spell out acronyms).

Institution: Pikes Peak State College (127820)

User ID: P1278201

Section 1: Comparison Chart

Comparison Chart

Reporting Reminders:

- Based on the information reported on the previous screens for all undergraduate students and full-time, first-time degree/certificate-seeking undergraduate students, this comparison chart seeks to help institutions check their reported data. Assuming the information reported is correct, the calculated fields for 'All Other Undergraduate students' should be the balance. Similarly, comparison chart values for all degree/certificate and all non-degree/ certificate undergraduates should match the total reported in columns 1-4 in Section 1, Part B. If the balance does not check with your institution's calculations, please correct your reported numbers before moving forward with the completion of the SFA survey component.
- Data for all degree/certificate seeking undergraduate students and full-time, first-time undergraduate students are published on College Navigator.

Note:

- Data for the 'all other degree/certificate undergraduate' students and all non-degree/certificate undergraduate students will appear in the IPEDS Data Center for data users, but not in College Navigator.

		Fall 2022	Academic Year 2022-23	Academic Year 2022-23
		Number of students	Federal Pell grants	Federal Student Loans
01	All degree/certificate seeking undergraduate students	9,152		
02	Number of students awarded aid		3,642	1,728
03	Percentage awarded aid		40	19
04	Total amount of aid awarded		20,602,475	6,749,906
05	Average amount of aid awarded		5,657	3,906
06	Full-time, first-time degree/certificate seeking undergraduate students	977		
07	Number of students awarded aid		463	141
08	Percentage awarded aid		47	14
09	Total amount of aid awarded		2,630,681	527,473
10	Average amount of aid awarded		5,682	3,741
11	All other degree/certificate seeking undergraduate students	8,175		
12	Number of students awarded aid		3,179	1,587
13	Percentage awarded aid		39	19
14	Total amount of aid awarded		17,971,794	6,222,433
15	Average amount of aid awarded		5,653	3,921
16	All non-degree/non-certificate-seeking undergraduate students	2,747		
17	Number of students awarded aid		21	3
18	Percentage awarded aid		1	0

19	Total amount of aid awarded		112,248	11,884
20	Average amount of aid awarded		5,345	3,961

Institution: Pikes Peak State College (127820)

User ID: P1278201

Section 1: Cost of Attendance

Cost of attendance for full-time, first-time undergraduate students

Reporting Reminders:

- These numbers are carried forward from Institutional Characteristics (IC) Survey and should only be changed if an error was made in the reporting.
- Please review the amounts below for accuracy and consistency with your institution's records. These data will be made available to the public on College Navigator. If your institution participates in any Title IV programs (Federal Pell Grant, Federal Direct Loan, etc.), all information must be reported.
- Estimates of expenses for books and supplies, food and housing, and other expenses are those from the **Cost of Attendance report** used by the financial aid office in determining financial need. Please talk to your IC Survey data reporter before changing these numbers to ensure the data is correct.

Charges for full academic year	2020-21	2021-22	2022-23
Published <u>tuition</u> and <u>required fees</u>:			
<u>In-district</u>			
Tuition	3,680	3,680	3,754
Required fees	287	301	301
Tuition + fees total	3,967	3,981	4,055
<u>In-state</u>			
Tuition	3,680	3,680	3,754
Required fees	287	301	311
Tuition + fees total	3,967	3,981	4,065
<u>Out-of-state</u>			
Tuition	15,102	15,102	15,403
Required fees	287	301	311
Tuition + fees total	15,389	15,403	15,714
<u>Books and supplies</u>			
	1,800	1,460	1,460
<u>Off-campus (not with family):</u>			
<u>Food and housing</u>	11,439	12,024	12,411
<u>Other expenses</u>	6,255	6,596	6,372
Food and housing and other expenses	17,694	18,620	18,783
<u>Off-campus (with family):</u>			
<u>Other expenses</u>	6,102	6,443	6,219

Section 1: Part D

Part D - Enter Information about full-time, first-time degree/certificate-seeking undergraduate students paying the lower of in-state or in-district tuition rate who were awarded grant or scholarship aid from the following sources: the federal government, state/local government, or the institution

Reporting Reminders:


- The information you report in this part will be used in Part F to calculate average institutional net price.
- Do not include students who received HEERF grants only.
- For this part, report:

For These Students	The Following Type(s) of Aid	Awarded in This Period
<ul style="list-style-type: none"> • Full-time, first-time degree/certificate-seeking undergraduate students enrolled in Fall 2022 for the 2022-23 academic year as defined by the institution paying the lower of in-state or in-district tuition rate for public institutions who were awarded grant or scholarship aid from the following sources: the federal government, state/local government, or the institution • Do not include students awarded only grant or scholarship aid from private or other sources, or students awarded only non-grant aid 	<ul style="list-style-type: none"> • Grant or scholarship aid from: <ul style="list-style-type: none"> ◦ federal government ◦ state/local government ◦ the institution • Do not include: <ul style="list-style-type: none"> ◦ grant or scholarship aid from private or other sources ◦ federal student loans ◦ parent PLUS loans ◦ private loans ◦ HEERF grants ◦ Federal Work Study amounts 	<ul style="list-style-type: none"> • Any time during academic year 2022-23

In the fields below, report the number of full-time, first-time degree/certificate-seeking undergraduate students paying the lower of in-state or in-district tuition rate awarded grant or scholarship aid from the following sources: the federal government, state/local government, or the institution with each type of living arrangement and the total amount of grant or scholarship aid from the federal government, state/local government, or the institution awarded to these students. Do not include HEERF grants.

Information from Part A:		YOUR PRIOR YEAR DATA 2020-21	YOUR PRIOR YEAR DATA 2021-22	YOUR CURRENT YEAR DATA 2022-23
01	Full-time, first-time degree/certificate-seeking undergraduate students paying the lower of in-state or in-district tuition rate for public institutions who were awarded grant or scholarship aid from the following sources: the federal government, state/local government, or the institution (This number is carried forward from Part A, Line 08)	478	408	482
Report the number of these students from Part A, Line 08 with the following living arrangements:		YOUR PRIOR YEAR DATA 2020-21	YOUR PRIOR YEAR DATA 2021-22	YOUR CURRENT YEAR DATA 2022-23
03	<u>Off-campus (with family)</u>	252	218	225
04	<u>Off-campus (not with family)</u>	218	180	249
05	Unknown (calculated) This value is calculated using the following formula: Line 01 - (Line 02 +Line 03 +Line 04)	8	10	8
06	Report the total amount of grant or scholarship aid from the federal government, state/local government, or the institution awarded to these students. Do not include HEERF grants.	3,727,362	3,166,868	4,349,275

07	Average grant or scholarship aid from the federal government, state/local government, or the institution awarded to full-time, first-time degree/certificate undergraduate students (calculated value). This value is calculated using the following formula: Line 06/Line 01	7,798	7,762	9,023
----	--	-------	-------	-------

 You may use the box below to provide additional context for the data you have reported above. Context notes will be posted on the College Navigator website. Therefore, you should write all context notes using proper grammar (e.g., complete sentences with punctuation) and common language that can be easily understood by students and parents (e.g., spell out acronyms).

Non-applicable

Section 1: Part E

Part E – Enter information about full-time, first-time degree/certificate-seeking undergraduate students paying the lower of in-state or in-district tuition rate awarded any Title IV federal student aid, including federal grants or federal student loans.

Reporting Reminders:

- The information you report in this part will be used in Part G to calculate average institutional net price by income level.
- Do not include students who received HEERF grants only.
- For this part, report:

For These Students	The Following Type(s) of Aid	Awarded in This Period
<ul style="list-style-type: none"> • Full-time, first-time degree/certificate-seeking undergraduate students enrolled Fall 2022 for the 2022-23 academic year as defined by the institution paying the lower of in-state or in-district tuition rate for public institutions who were awarded any Title IV federal student aid 	<ul style="list-style-type: none"> • Grant or scholarship aid from: <ul style="list-style-type: none"> ◦ federal government ◦ state/local government ◦ the institution • Do not include: <ul style="list-style-type: none"> ◦ grant or scholarship aid from private or other sources ◦ federal student loans ◦ parent PLUS loans ◦ private loans ◦ HEERF grants ◦ Federal Work Study amounts 	<ul style="list-style-type: none"> • Any time during academic year 2022-23

- In the fields below, report the number of full-time, first-time degree/certificate-seeking undergraduate students awarded any Title IV students with each type of living arrangement and the total amount of grant or scholarship aid from the federal government, state/local government, or the institution awarded to these students by income level.

Information from Part A:		2020-21	2021-22	2022-23
01	Full-time, first-time degree/certificate-seeking undergraduate students paying the lower of in-state or in-district tuition rate for public institutions who were awarded any Title IV federal student aid (This number is carried forward from Part A, Line 09) Report the number of these students with the following living arrangements:	501	436	484
Report the number of these students from Part A, Line 09 with the following living arrangements:		YOUR PRIOR YEAR DATA	YOUR PRIOR YEAR DATA	YOUR CURRENT YEAR DATA
		2020-21	2021-22	2022-23
03	<u>Off-campus (with family).</u>	263	236	226
04	<u>Off-campus (not with family).</u>	230	188	<input checked="" type="checkbox"/> 251
05	Unknown (calculated) This value is calculated using the formula: [Line 01 - (Line 02 +Line 03 + Line 04)]	8	12	7


Full-Time, First-Time Degree/Certificate Undergraduates Awarded Title IV Aid	
2020-21	

		Number of students awarded any Title IV aid	Of those in Column 1, the number awarded any grant or scholarship aid from the following sources: the federal government, state/local government, or the institution	For those in Column 1, the total amount of grant or scholarship aid awarded from the following sources: the federal government, state/local government, or the institution	i Average amount of federal, state/local, and institutional grant or scholarship aid awarded to students in Column 1
Income level		Col. 1	Col. 2	Col. 3	Col. 4
01	\$0-30,000	235	235	2,141,007	9,111
02	\$30,001-48,000	118	116	959,606	8,132
03	\$48,001-75,000	75	67	454,968	6,066
04	\$75,001-110,000	39	10	43,080	1,105
05	\$110,001 and more	34	2	3,004	88
06	Total all income levels	501	430	3,601,665	7,189

2021-22					
		Number of students awarded any Title IV aid	Of those in Column 1, the number awarded any grant or scholarship aid from the following sources: the federal government, state/local government, or the institution	For those in Column 1, the total amount of grant or scholarship aid awarded from the following sources: the federal government, state/local government, or the institution	i Average amount of federal, state/local, and institutional grant or scholarship aid awarded to students in Column 1
Income level		Col. 1	Col. 2	Col. 3	Col. 4
01	\$0-30,000	188	188	1,733,956	9,223
02	\$30,001-48,000	84	83	697,293	8,301
03	\$48,001-75,000	81	73	501,407	6,190
04	\$75,001-110,000	43	18	86,765	2,018
05	\$110,001 and more	40	3	21,990	550
06	Total all income levels	436	365	3,041,411	6,976

2022-23					
		Number of students awarded any Title IV aid	Of those in Column 1, the number awarded any grant or scholarship aid from the following sources: the federal government, state/local government, or the institution	For those in Column 1, the total amount of grant or scholarship aid awarded from the following sources: the federal government, state/local government, or the institution	i Average amount of federal, state/local, and institutional grant or scholarship aid awarded to students in Column 1
Income level		Col. 1	Col. 2	Col. 3	Col. 4
01	\$0-30,000	223	223	2,346,204	10,521
02	\$30,001-48,000	105	103	985,201	9,383

03	\$48,001-75,000	<input type="text" value="98"/>	<input type="text" value="95"/>	<input type="text" value="724,966"/>	7,398
04	\$75,001-110,000	<input type="text" value="35"/>	<input type="text" value="20"/>	<input type="text" value="136,465"/>	3,899
05	\$110,001 and more	<input type="text" value="23"/>	<input type="text" value="0"/>	<input type="text" value="0"/>	0
06	Total all income levels	484	441	<input checked="" type="checkbox"/> 4,192,836	8,663

 You may use the box below to provide additional context for the data you have reported above. Context notes will be posted on the College Navigator website. Therefore, you should write all context notes using proper grammar (e.g., complete sentences with punctuation) and common language that can be easily understood by students and parents (e.g., spell out acronyms).

Non-applicable

Institution: Pikes Peak State College (127820)

User ID: P1278201


Section 1: Part F

Part F – Net Price Calculation for Full-time, first-time degree/certificate-seeking undergraduate students awarded grant or scholarship aid from the federal government, state/local government, or the institution

Note:

- The following net price calculation is based on information that your institution reported in the Institutional Characteristics and Student Financial Aid components. For more information about the data your institution reported in the Institutional Characteristics component, please contact your institution's IPEDS Keyholder.

Cost of attendance components		YOUR PRIOR YEAR DATA	YOUR PRIOR YEAR DATA	YOUR CURRENT YEAR DATA
		2020-21	2021-22	2022-23
01	Published <u>tuition</u> and <u>required fees</u> (lower of in-state or in-district tuition rate for public institutions)	3,967	3,981	4,055
02	<u>Books and supplies</u>	1,800	1,460	1,460
03	<u>Food and housing</u> and <u>other expenses</u> by living arrangement			
	03b <u>Off-campus (with family)</u>	6,102	6,443	6,219
	03c <u>Off-campus (not with family)</u>	17,694	18,620	18,783
04	Number of these students by living arrangement			
	04b <u>Off-campus (with family)</u>	252	218	225
	04c <u>Off-campus (not with family)</u>	218	180	249
	04d Unknown	8	10	8
05	Weighted average for food and housing and other expenses by number of students for each living arrangement (excluding unknown values) See instructions for the formula for this calculation	11,479	11,950	12,819
06	Total cost of attendance This value is calculated using the following formula: [F01+F02+F05]	17,246	17,391	18,334
07	Average amount of grant or scholarship aid awarded to these students from the following sources: the federal government, state/local government, and the institution	7,798	7,762	9,023
08	Average institutional <u>net price</u> for these students This value is calculated using the following formula: [F06-F07]	9,448	9,629	9,311
As required by the <i>Higher Education Act of 1965, as amended</i> , these amounts will be posted on the U.S. Department of Education's College Navigator website and used in the U.S. Department of Education's College Affordability and Transparency Lists.				

 You may use the box below to provide additional context for the data you have reported above. Context notes will be posted on the College Navigator website. Therefore, you should write all context notes using proper grammar (e.g., complete sentences with punctuation) and common language that can be easily understood by students and parents (e.g., spell out acronyms).



Institution: Pikes Peak State College (127820)

User ID: P1278201

Section 1: Part G

Part G – Net Price Calculation for Full-time, first-time degree/certificate-seeking undergraduate students awarded any Title IV federal student aid.


Note:

- The following net price calculation is based on information that your institution reported in the Institutional Characteristics and Student Financial Aid components. For more information about the data your institution reported in the Institutional Characteristics survey component, please contact your institution's IPEDS Keyholder.

Cost of attendance of components		YOUR PRIOR YEAR DATA	YOUR PRIOR YEAR DATA	YOUR CURRENT YEAR DATA
		2020-21	2021-22	2022-23
01	Published <u>tuition</u> and <u>required fees</u> (lower of in-state or in-district tuition rate for public institutions)	3,967	3,981	4,055
02	<u>Books and supplies</u>	1,800	1,460	1,460
03	<u>Food</u> and <u>housing</u> and <u>other expenses</u> by living arrangement			
	03b <u>Off-campus (with family).</u>	6,102	6,443	6,219
	03c <u>Off-campus (not with family).</u>	17,694	18,620	18,783
04	Number of these students by living arrangement			
	04b <u>Off-campus (with family).</u>	263	236	226
	04c <u>Off-campus (not with family).</u>	230	188	251
	04d Unknown	8	12	7
05	Weighted average for food and housing and other expenses by number of students for each living arrangement (excluding unknown values) See instructions for the formula for this calculation	11,510	11,842	12,830
06	Total cost of attendance by income level This value is calculated using the following formula: [G01+G02+G05]	17,277	17,283	18,345
07	Average amount of grant or scholarship aid awarded to these students from the following sources: the federal government, state/local government, and the institution			
	07a \$0-30,000	9,111	9,223	10,521
	07b \$30,001-48,000	8,132	8,301	9,383
	07c \$48,001-75,000	6,066	6,190	7,398
	07d \$75,001-110,000	1,105	2,018	3,899
	07e \$110,001 and more	88	550	0
	07f Total all income levels	7,189	6,976	8,663
08	Average institutional <u>net price</u> for full-time, first-time degree/certificate-seeking undergraduate students (paying the lower of in-state or in-district tuition rate for public institutions) who were awarded any Title IV federal student aid			

by income level. This value is calculated using the following formula: [G06-G07]				
08a	\$0-30,000	8,166	8,060	7,824
08b	\$30,001-48,000	9,145	8,982	8,962
08c	\$48,001-75,000	11,211	11,093	10,947
08d	\$75,001-110,000	16,172	15,265	14,446
08e	\$110,001 and more	17,189	16,733	18,345
08f	Total all income levels	10,088	10,307	9,682

As required by the *Higher Education Act of 1965, as amended*, these amounts will be posted on the U.S. Department of Education's College Navigator website.

 You may use the box below to provide additional context for the data you have reported above. Context notes will be posted on the College Navigator website. Therefore, you should write all context notes using proper grammar (e.g., complete sentences with punctuation) and common language that can be easily understood by students and parents (e.g., spell out acronyms).

Non-applicable

Institution: Pikes Peak State College (127820)

User ID: P1278201

Section 2: Military Servicemembers and Veteran's Benefits - Undergraduate Students

Section 2: Military Servicemembers and Veteran's Benefits - Undergraduate Students

Important Note:

- Report for **Post-9/11 GI Bill Benefits**: July 1, 2022 - June 30, 2023.
- Report for **Department of Defense Tuition Assistance Program**: October 1, 2022 - September 30, 2023

Reporting Reminders:

- Report program student counts and disbursed amounts known to the institution for the Veteran's Affairs and Department of Defense programs listed.
- Report unduplicated student counts within a category (e.g., Post 9/11 GI Bill Benefits), however, a student can appear in both categories (i.e., a student can be counted as a Post 9/11 GI Bill Benefits recipient and a Department of Defense Tuition Assistance recipient).
- Student recipients can also include eligible dependents.
- Consult with your campus certifying official, who may not be in the student financial aid office.
- For Post-9/11 GI Bill Benefits, do not include the matching institutional aid provided through the [Yellow Ribbon Program](#) if your school participated.
- Do not leave a cell blank. Enter zero (0) if your institution did not have beneficiaries for the financial assistance program or program level.

Type of benefit/assistance	YOUR CURRENT YEAR DATA			YOUR PRIOR YEAR DATA
	2022-23			2021-22
	Number of students receiving benefits/assistance	Total dollar amount of benefits/assistance disbursed through the institution	Average dollar amount of benefits/assistance disbursed through the institution	Average dollar amount of benefits/assistance disbursed through the institution
	(1)	(2)	(3)	
Undergraduate students				
<u>Post-9/11 GI Bill Benefits</u>	1,256	4,700,980	3,743	3,602
<u>Department of Defense Tuition Assistance Program</u>	622	1,097,455	1,764	1,654
Total	1,878	5,798,435	3,088	3,153

Institution: Pikes Peak State College (127820)

User ID: P1278201

Prepared by

Prepared by

Reporting Reminders:

- The name of the preparer is being collected so that we can follow up with the appropriate person in the event that there are questions concerning the data.
- The Keyholder will be copied on all email correspondence to other preparers.
- The time it took to prepare this component is being collected so that we can continue to improve our estimate of the reporting burden associated with IPEDS.
- Please include in your estimate the time it took for you to review instructions, query and search data sources, complete and review the component, and submit the data through the Data Collection System.
- Thank you for your assistance.

This survey component was prepared by:		
<input type="radio"/>	Keyholder	<input type="radio"/>
<input type="radio"/>	Finance Contact	<input type="radio"/>
<input type="radio"/>	SFA Contact	<input type="radio"/>
<input type="radio"/>	Academic Library Contact	<input type="radio"/>
<input type="radio"/>	HR Contact	<input type="radio"/>
<input type="radio"/>	Other	
Name:	<input type="text"/>	
Email:	<input type="text"/>	

How many staff from your institution only were involved in the data collection and reporting process of this survey component?
<input type="text"/> Number of Staff (including yourself)

How many hours did you and others from your institution only spend on each of the steps below when responding to this survey component? <i>Exclude the hours spent collecting data for state and other reporting purposes.</i>				
Staff member	Collecting Data Needed	Revising Data to Match IPEDS Requirements	Entering Data	Revising and Locking Data
Your office	<input type="text"/> hours	<input type="text"/> hours	<input type="text"/> hours	<input type="text"/> hours
Other offices	<input type="text"/> hours	<input type="text"/> hours	<input type="text"/> hours	<input type="text"/> hours

Institution: Pikes Peak State College (127820)

User ID: P1278201

Summary

Student Financial Aid Component Summary

The purpose of this summary is to provide you an opportunity to view some of the data that, when accepted through the IPEDS quality control process, will appear on the [College Navigator](#) website and/or your institution's Data Feedback Report (DFR). In addition, all data reported in IPEDS survey components become publicly available through the [IPEDS Use the Data](#) and appear as aggregated statistics in various Department of Education reports. [College Navigator](#) is updated approximately three months after the data collection period closes and DFRs will be available through the [IPEDS Use the Data](#) and sent to your institution's CEO at the end of 2024.

Please review your data for accuracy. If you have questions about the data displayed below or after reviewing the data reported on the survey screens, please contact the IPEDS Help Desk at: 1-877-225-2568 or ipedshelp@rti.org.

GENERAL INFORMATION	
Reporter Type	Academic
Calendar System	Semester
Award Levels Offered	Postsecondary awards, certificates, or diplomas of less than 300 clock hours... Postsecondary awards, certificates, or diplomas of 300-899 clock hours... Postsecondary awards, certificates, or diplomas of at least 900 clock hours but less than 1,800 clock hours... Associate's degree Bachelor's degree Full-time Undergraduate
Levels of Enrollment Offered	Full-time First-time, degree/certificate-seeking Undergraduate Part-time Undergraduate Part-time First-time, degree/certificate-seeking Undergraduate
System	Colorado Community College System

Financial Aid Information Summary				
		Fall 2022	Academic Year 2022-23	Academic Year 2022-23
		Number of students	Federal Pell grants	Federal Student Loans
01	All degree/certificate seeking undergraduate students	9,152		
02	Number of students awarded aid		3,642	1,728
03	Percentage awarded aid		40	19
04	Total amount of aid awarded		20,602,475	6,749,906
05	Average amount of aid awarded		5,657	3,906
06	Full-time, first-time degree/certificate seeking undergraduate students	977		
07	Number of students awarded aid		463	141
08	Percentage awarded aid		47	14
09	Total amount of aid awarded		2,630,681	527,473

10	Average amount of aid awarded		5,682	3,741
11	All other degree/certificate seeking undergraduate students	8,175		
12	Number of students awarded aid		3,179	1,587
13	Percentage awarded aid		39	19
14	Total amount of aid awarded		17,971,794	6,222,433
15	Average amount of aid awarded		5,653	3,921
16	All non-degree/non-certificate-seeking undergraduate students	2,747		
17	Number of students awarded aid		21	3
18	Percentage awarded aid		1	0
19	Total amount of aid awarded		112,248	11,884
20	Average amount of aid awarded		5,345	3,961

Pricing Information			
Cost of attendance for full-time, first-time undergraduate students			
Charges for full academic year	2020-21	2021-22	2022-23
Published <u>In-state</u> Tuition + fees total	3,967	3,981	4,065
Published <u>Out-of-state</u> Tuition + fees total	15,389	15,403	15,714
<u>Books and supplies</u>	1,800	1,460	1,460
<u>On-campus: Food and housing</u>			
<u>On-campus: Other expenses</u>			
<u>Off-campus (not with family): Food and housing</u>	11,439	12,024	12,411
<u>Off-campus (not with family): Other expenses</u>	6,255	6,596	6,372
<u>Off-campus (with family): Other expenses</u>	6,102	6,443	6,219

Average Net Price			
	2020-21	2021-22	2022-23
Average institutional net price for Full-time, first-time degree/certificate-seeking undergraduate students paying the lower of in-state or in-district tuition rate for public institutions who were awarded grant or scholarship aid from the federal government, state/local government, or the institution	9,448	9,629	9,311
Average institutional net price for full-time, first-time degree/certificate-seeking undergraduate students paying the lower of in-state or in-district tuition rate for public institutions who were awarded any Title IV federal student aid by income level.			
\$0-30,000	8,166	8,060	7,824

	\$30,001-48,000	9,145	8,982	8,962
	\$48,001-75,000	11,211	11,093	10,947
	\$75,001-110,000	16,172	15,265	14,446
	\$110,001 and more	17,189	16,733	18,345
	Total all income levels	10,088	10,307	9,682

Military Service Members and Veteran's Benefits

Type of benefit/assistance		Number of students receiving benefits/assistance	Total dollar amount of benefits/assistance disbursed through the institution
<u>Post-9/11 GI Bill Benefits</u>			
	Undergraduate students	1,256	4,700,980
	Graduate students		
	Total	1,256	4,700,980
<u>Department of Defense Tuition Assistance Program</u>			
	Undergraduate students	622	1,097,455
	Graduate students		
	Total	622	1,097,455

Edit Report

Student Financial Aid

Source	Description	Severity	Resolved	Options
Screen: Page 2 - Full-time, first-time degree/certificate-seeking undergraduate students				
Screen Entry	The average amount of this type of aid awarded to FTFT Undergraduate students is outside the expected range of between 1,313 and 2,677 when compared with the prior year value. Please check the number of students and the total amount of aid awarded to these students, and correct or explain the discrepant values. (Error #7147)	Explanation	Yes	
Reason	In 2022-2023, Pikes Peak State College awarded \$5,000,000 more than the previous year in all type of aid, including federal grants and scholarship aid, state and local government aid, and institutional grant and scholarship aid.			
Screen Entry	The average amount of this type of aid awarded to FTFT Undergraduate students is outside the expected range of between 2,939 and 4,303 when compared with the prior year value. Please check the number of students and the total amount of aid awarded to these students, and correct or explain the discrepant values. (Error #7147)	Explanation	Yes	
Reason	In 2022-2023, Pikes Peak State College awarded \$5,000,000 more than the previous year in all type of aid, including federal grants and scholarship aid, state and local government aid, and institutional grant and scholarship aid.			
Screen Entry	The average amount of this type of aid awarded to FTFT Undergraduate students is outside the expected range of between 2,333 and 3,697 when compared with the prior year value. Please check the number of students and the total amount of aid awarded to these students, and correct or explain the discrepant values. (Error #7147)	Explanation	Yes	
Reason	In 2022-2023, Pikes Peak State College awarded \$2,000,000 more from the Colorado Student Grant than the previous year. This accounts for most of the increase in the average award amount in this category. Pikes Peak State College also awarded more under Colorado Work Study and Colorado CTE grant.			
Screen Entry	The average amount of this type of aid awarded to FTFT Undergraduate students is outside the expected range of between 4,525 and 5,889 when compared with the prior year value. Please check the number of students and the total amount of aid awarded to these students, and correct or explain the discrepant values. (Error #7147)	Explanation	Yes	
Reason	In 2022-2023, Pikes Peak State College awarded \$5,000,000 more than the previous year in all type of aid, including federal grants and scholarship aid, state and local government aid, and institutional grant and scholarship aid.			
Screen Entry	The average amount of this type of aid awarded to FTFT Undergraduate students is outside the expected range of between 8,387 and 9,751 when compared with the prior year value. Please check the number of students and the total amount of aid awarded to these students, and correct or explain the discrepant values. (Error #7147)	Explanation	Yes	
Reason	Due to awarding more aid to students in 2022-2023, fewer students needed to take out other student loans in 2022-2023 to cover tuition and expenses.			
Screen: Full-time, first-time degree/certificate-seeking undergraduate students				
Screen Entry	The number entered is outside the expected range of between 126 and 234 when compared with the prior year value. Please correct your data or explain. (Error #7169)	Explanation	Yes	

Reason	The average age of students in this group in Fall 2021 was lower than the average age of students in this group in Fall 2022. Since the students were in this group were older in Fall 2022, it is more likely more of them would live off campus not with family than if they were younger.		
Screen Entry	The number entered is outside the expected range of between 132 and 244 when compared with the prior year value. Please correct your data or explain. (Error #7169)	Explanation	Yes
Reason	The average age of students in this group in Fall 2021 was lower than the average age of students in this group in Fall 2022. Since the students were in this group were older in Fall 2022, it is more likely more of them would live off campus not with family than if they were younger.		
Screen Entry	The total amount of grant or scholarship aid awarded to FTFT awarded Title IV Aid students from the federal government, state/local government, or the institution across all income levels is outside the expected range of between 2,281,059 and 3,801,763 based on the prior year value. Please correct your data or explain. (Error #7332)	Explanation	Yes
Reason	In 2022-2023, PPSC awarded \$5,000,000 more in aid from the federal government, state/local government, and the institution than in 2021-2022.		