

IPEDS 2022-23 Data Collection System

IPEDS HELP DESK (877) 225-2568 | ipedshelp@rti.org
OMB NO. 1850-0582 v.30 : Approval Expires 8/31/2025
User ID: P1278201

12-month Enrollment 2022-23

Institution: Pikes Peak State College (127820)

User ID: P1278201

Overview

12-month Enrollment Overview

The 12-month Enrollment component collects unduplicated student enrollment counts and instructional activity data for an entire 12-month period. Using the instructional activity data reported, a full-time equivalent (FTE) student enrollment at the undergraduate and graduate level is estimated (4-year institutions only). Institutions with Doctor's - professional practice students will also report the FTE enrollment of those students (4-year institutions only). NCES uses the FTE enrollment to produce indicators such as expenses by function per FTE as reported in the IPEDS Data Feedback Report.

Data Reporting Reminder:

- All institutions must use the July 1 - June 30 reporting period.
- Report data to accurately reflect the time period corresponding with the IPEDS survey component, even if such reporting is seemingly inconsistent with prior-year reporting.

Changes to reporting:

The following changes were implemented for the 2022-23 data collection period:

- The "Nonresident alien" terminology has been changed to "U.S. Nonresident" but should include the same category of students.
- A question about gender has been added at the end of the Part A to collect information about students for whom gender does not fit the binary gender (Men/Women) categories provided. **Institutions should still allocate those students to the Men/Women categories throughout the survey component at this time.** There are also new FAQs to help with questions about the new reporting.
- A part-time column was added for graduate student unduplicated enrollment counts.
- References to summer term were changed to summer session.
- FAQ #4 has been removed as it refers to an old change.
- FAQ #7 on consistent reporting of EF, E12, and OM has been updated for clarification.
- FAQ on reporting undocumented and DACA students has been updated along with instructions.

Resources:

- To download the survey materials for this component: [Survey Materials](#)
- To access your prior year data submission for this component: [Reported Data](#)

If you have questions about completing this survey, please contact the IPEDS Help Desk at 1-877-225-2568.

Institution: Pikes Peak State College (127820)


User ID: P1278201

Undergraduate Instructional Activity Type

Which instructional activity units will you use to report undergraduate instructional activity?

- Undergraduate instructional activity data in Part B may be reported in units of clock hours or credit hours.
- Please note that any graduate level instructional activity must be reported in credit hours. (4-year institutions only)

 Clock hours Credit hours Both clock and credit hours (some undergraduate programs measured in clock hours and some measured in credit hours)

 You may use the box below to provide additional context for the data you have reported above. Context notes will be posted on the College Navigator website. Therefore, you should write all context notes using proper grammar (e.g., complete sentences with punctuation) and common language that can be easily understood by students and parents (e.g., spell out acronyms).

Institution: Pikes Peak State College (127820)

Part A - Unduplicated Count for Full-time Undergraduate Students

12-month Unduplicated Count by Race/Ethnicity and Gender - Full-time Undergraduate Students

July 1, 2021 – June 30, 2022

Reporting Reminders:

- The 12-month unduplicated count must be equal or greater than the corresponding prior year fall enrollment.
- Report Hispanic/Latino individuals of any race as Hispanic/Latino
- Report race for non-Hispanic/Latino individuals only
- Even though Teacher Preparation certificate programs may require a bachelor's degree for admission, they are considered subbaccalaureate undergraduate programs, and students in these programs are undergraduate students.

Men

Students enrolled for <u>credit</u>	Degree/certificate-seeking			Total degree/certificate-seeking	Non-degree/non-certificate-seeking	Total, Full-time undergraduate students
	First-time	Non-first-time				
		Transfer-in	Continuing/Returning			
<u>U.S. Nonresident</u>	6	1	9	16	0	16
<u>Hispanic/Latino</u>	122	93	219	434	35	469
<u>American Indian or Alaska Native</u>	3	1	5	9	3	12
<u>Asian</u>	14	9	26	49	6	55
<u>Black or African American</u>	29	34	70	133	4	137
<u>Native Hawaiian or Other Pacific Islander</u>	3	3	5	11	2	13
<u>White</u>	300	244	555	1,099	142	1,241
Two or more races	43	35	60	138	14	152
<u>Race and ethnicity unknown</u>	8	10	15	33	13	46
Total men	528	430	964	1,922	219	2,141
Total men prior year	536	392	1,092	2,020	270	2,290

Women

Students enrolled for <u>credit</u>	Degree/certificate-seeking			Total degree/certificate-seeking	Non-degree/non-certificate-seeking	Total, Full-time undergraduate students
	First-time	Non-first-time				
		Transfer-in	Continuing/Returning			
<u>U.S. Nonresident</u>	16	4	20	40	1	41
<u>Hispanic/Latino</u>	205	131	281	617	61	678
<u>American Indian or Alaska Native</u>	5	5	10	20	2	22
<u>Asian</u>	20	17	44	81	12	93
<u>Black or African American</u>	35	41	104	180	16	196
<u>Native Hawaiian or Other Pacific Islander</u>	4	4	4	12	2	14
<u>White</u>	294	229	721	1,244	204	1,448
Two or more races	56	24	80	160	27	187
<u>Race and ethnicity unknown</u>	11	6	26	43	21	64
Total women	646	461	1,290	2,397	346	2,743
Total women prior year	682	523	1,489	2,694	360	3,054

Grand total (2021-22)	1,174	891	2,254	4,319	565	4,884
Prior year data:						

Grand total (men+women) prior year	1,218	915	2,581	4,714	630	5,344
Total Full-time undergraduate enrollment Fall 2021 <i>NOTE: Grand total (2021-22) calculated above is expected to be greater than total Full-time undergraduate enrollment Fall 2021.</i>	929	522	1,970	3,421	541	3,962

Institution: Pikes Peak State College (127820)

Part A - Unduplicated Count for Part-time Undergraduate Students

12-month Unduplicated Count by Race/Ethnicity and Gender - Part-time Undergraduate Students

July 1, 2021 – June 30, 2022

Reporting Reminders:

- The 12-month unduplicated count must be equal or greater than the corresponding prior year fall enrollment.
- Report Hispanic/Latino individuals of any race as Hispanic/Latino
- Report race for non-Hispanic/Latino individuals only
- Even though Teacher Preparation certificate programs may require a bachelor's degree for admission, they are considered subbaccalaureate undergraduate programs, and students in these programs are undergraduate students.

Men

Students enrolled for <u>credit</u>	Degree/certificate-seeking			Total degree/certificate-seeking	Non-degree/non-certificate-seeking	Total, Part-time undergraduate students
	First-time	Non-first-time				
		Transfer-in	Continuing/Returning			
<u>U.S. Nonresident</u>	3	3	12	18	5	23
<u>Hispanic/Latino</u>	143	131	338	612	243	855
<u>American Indian or Alaska Native</u>	8	2	7	17	7	24
<u>Asian</u>	15	17	53	85	31	116
<u>Black or African American</u>	50	68	136	254	42	296
<u>Native Hawaiian or Other Pacific Islander</u>	3	3	11	17	2	19
<u>White</u>	322	362	934	1,618	645	2,263
Two or more races	53	32	83	168	84	252
<u>Race and ethnicity unknown</u>	10	11	33	54	38	92
Total men	607	629	1,607	2,843	1,097	3,940
Total men prior year	564	620	1,789	2,973	1,151	4,124

Women

Students enrolled for <u>credit</u>	Degree/certificate-seeking			Total degree/certificate-seeking	Non-degree/non-certificate-seeking	Total, Part-time undergraduate students
	First-time	Non-first-time				
		Transfer-in	Continuing/Returning			
<u>U.S. Nonresident</u>	6	5	33	44	11	55
<u>Hispanic/Latino</u>	204	262	724	1,190	292	1,482
<u>American Indian or Alaska Native</u>	4	10	21	35	3	38
<u>Asian</u>	19	42	97	158	46	204
<u>Black or African American</u>	57	84	220	361	56	417
<u>Native Hawaiian or Other Pacific Islander</u>	3	3	16	22	0	22
<u>White</u>	386	604	1,616	2,606	828	3,434
Two or more races	55	64	166	285	129	414
<u>Race and ethnicity unknown</u>	14	21	43	78	62	140
Total women	748	1,095	2,936	4,779	1,427	6,206
Total women prior year	714	1,115	3,010	4,839	1,608	6,447

Grand total (2021-22)	1,355	1,724	4,543	7,622	2,524	10,146
Prior year data:						

Grand total (men+women) prior year	1,278	1,735	4,799	7,812	2,759	10,571
Total Part-time undergraduate enrollment Fall 2021 <i>NOTE: Grand total (2021-22) calculated above is expected to be greater than total Part-time undergraduate enrollment Fall 2021.</i>	981	1,027	3,784	5,792	2,091	7,883

Institution: Pikes Peak State College (127820)

Part A - Unduplicated Count for Undergraduate Students

12-month Unduplicated Count by Race/Ethnicity and Gender - Undergraduate Student Total

July 1, 2021 – June 30, 2022

Men

Students enrolled for credit	Total full-time undergraduate students	Total part-time undergraduate students	Grand total, all undergraduate students
<u>U.S. Nonresident</u>	16	23	39
<u>Hispanic/Latino</u>	469	855	1,324
<u>American Indian or Alaska Native</u>	12	24	36
<u>Asian</u>	55	116	171
<u>Black or African American</u>	137	296	433
<u>Native Hawaiian or Other Pacific Islander</u>	13	19	32
<u>White</u>	1,241	2,263	3,504
Two or more races	152	252	404
<u>Race and ethnicity unknown</u>	46	92	138
Total men	2,141	3,940	6,081

Women

Students enrolled for credit	Total full-time students	Total part-time students	Grand total, all students
<u>U.S. Nonresident</u>	41	55	96
<u>Hispanic/Latino</u>	678	1,482	2,160
<u>American Indian or Alaska Native</u>	22	38	60
<u>Asian</u>	93	204	297
<u>Black or African American</u>	196	417	613
<u>Native Hawaiian or Other Pacific Islander</u>	14	22	36
<u>White</u>	1,448	3,434	4,882
Two or more races	187	414	601
<u>Race and ethnicity unknown</u>	64	140	204
Total women	2,743	6,206	8,949

Grand Total (men+women)	4,884	10,146	15,030
--------------------------------	--------------	---------------	---------------

Institution: Pikes Peak State College (127820)

User ID: P1278201

Part A - Gender Unknown or another gender than Men/Women categories

12-month Unduplicated Count by Gender Unknown or another gender than provided men/women categories

- The 'gender unknown' category is to report students for whom the institution does not know a gender.
- Institutions should not ask students that do not select a binary gender to allocate themselves to a binary gender category; it is up to the institution to allocate unknown students and students that indicate another gender into the binary categories throughout the forms where required. One method commonly used by institutions is to allocate these students to the binary categories required in other parts of the form using the proportion of men to women reported.

Is your institution able to report **another gender** for the 2022-23 data collection? If you indicate 'No', your institution should leave the cells in the rows for '**Another gender**' blank (i.e., do not report 0). If you indicate 'Yes', but no students identified as **another gender**, please enter '0'.

Undergraduate students:

- Yes
 No

Of the total students reported, how many students did you allocate to a binary gender category (Men/Women) because their gender was unknown or another gender than the provided categories?

		Number of students
		Undergraduate students
Grand total		15,030
	Gender unknown (i.e., gender information is not known or not collected).	<input type="text" value="0"/>
	Another gender (i.e., gender information is known but does not fall into either of the mutually exclusive binary categories provided [Men/Women]).	<input type="text"/>
	Total of Gender unknown + Another gender	0
	Total of Students for whom gender is known and falls into one of the mutually exclusive binary categories provided [Men/Women]	15,030

Institution: Pikes Peak State College (127820)


User ID: P1278201

Part A – 12-month Enrollment by Distance Education Status

12-month Unduplicated Count - Distance Education Status

July 1, 2021 – June 30, 2022

	Undergraduate Students	
	Degree/certificate-seeking	Non-degree/non-certificate-seeking
Students <i>enrolled exclusively</i> in <u>distance education courses</u>	3,999	172
Students <i>enrolled in at least one but not all</i> distance education courses	4,605	644
Students <i>not enrolled in any</i> distance education courses	3,337	2,273
Total (from prior part A screens)	11,941	3,089

 You may use the box below to provide additional context for the data you have reported above. Context notes will be posted on the College Navigator website. Therefore, you should write all context notes using proper grammar (e.g., complete sentences with punctuation) and common language that can be easily understood by students and parents (e.g., spell out acronyms).

Institution: Pikes Peak State College (127820)

Part B - Instructional Activity

12-month Instructional Activity

July 1, 2021 - June 30, 2022

Instructional Activity Reporting Reminder:

- Instructional activity is used to calculate an IPEDS FTE based on the institution's reported calendar system.

FTE Reporting Reminder:

- Institutions need not report their own calculations of undergraduate FTE unless IPEDS FTE calculations would be misleading for comparison purposes among all IPEDS reporting institutions.

Instructional Activity

	2021-22 total activity	Prior year data
Undergraduate level:		
<u>Credit hour activity</u>	228,097	248,480


Full-Time Equivalent (FTE) of Students

Calendar system (as reported on the prior year IC Header survey component):	Semester
---	----------

If the IPEDS calculated FTE estimates below are not reasonable, **AND** you have reported the correct instructional activity hours above, enter your best FTE estimate in the "Institution reported FTE" column below and save the page. This option should be used **ONLY** if the calculated estimate is not reasonable for your institution and IPEDS comparisons.

Please provide your best estimate of undergraduate FTE for the 12-month reporting period **only if the calculated FTE estimate below is not reasonable for IPEDS comparison purposes**. Please provide an explanation in the context box if the option is used due to Coronavirus Pandemic.

	Calculated FTE 2021-22	Institution reported FTE 2021-22	Prior year FTE 2020-21
Undergraduate student FTE	7,603	7,603	8,283

 Context notes will be posted on the College Navigator website. Therefore, you should write all context notes using proper grammar (e.g., complete sentences with punctuation) and common language that can be easily understood by students and parents (e.g., spell out acronyms).

Prepared by

Prepared by

Reporting Reminders:

- The name of the preparer is being collected so that we can follow up with the appropriate person in the event that there are questions concerning the data.
- The Keyholder will be copied on all email correspondence to other preparers.
- The time it took to prepare this component is being collected so that we can continue to improve our estimate of the reporting burden associated with IPEDS.
- Please include in your estimate the time it took for you to review instructions, query and search data sources, complete and review the component, and submit the data through the Data Collection System.
- Thank you for your assistance.

This survey component was prepared by:

<input checked="" type="radio"/>	Keyholder	<input type="radio"/>	SFA Contact	<input type="radio"/>	HR Contact
<input type="radio"/>	Finance Contact	<input type="radio"/>	Academic Library Contact	<input type="radio"/>	Other

Name:

Email:

How many staff from your institution only were involved in the data collection and reporting process of this survey component?

Number of Staff (including yourself)

How many hours did you and others from your institution only spend on each of the steps below when responding to this survey component?
Exclude the hours spent collecting data for state and other reporting purposes.

Staff member	Collecting Data Needed	Revising Data to Match IPEDS Requirements	Entering Data	Revising and Locking Data
Your office	<input type="text" value="1.00"/> hours	<input type="text" value="0.20"/> hours	<input type="text" value="0.30"/> hours	<input type="text" value="0.20"/> hours
Other offices	<input type="text"/> hours	<input type="text"/> hours	<input type="text"/> hours	<input type="text"/> hours

Institution: Pikes Peak State College (127820)

User ID: P1278201

Summary screen

12-Month Enrollment Component Summary

IPEDS collects important information regarding your institution. All data reported in IPEDS survey components become available in the IPEDS Data Center and appear as aggregated data in various Department of Education reports. Additionally, some of the reported data appears specifically for your institution through the College Navigator website and is included in your institution's Data Feedback Report (DFR). The purpose of this summary is to provide you an opportunity to view some of the data that, when accepted through the IPEDS quality control process, will appear on the College Navigator website and/or your DFR. College Navigator is updated approximately three months after the data collection period closes and Data Feedback Reports will be available through the [Data Center](#) and sent to your institution's CEO in November 2022.

Please review your data for accuracy. If you have questions about the data displayed below after reviewing the data reported on the survey screens, please contact the IPEDS Help Desk at: 1-877-225-2568 or ipedshelp@rti.org.

12-Month Unduplicated Headcount and Full-Time Equivalent Students	
Total 12-month unduplicated headcount	15,030
Undergraduate student unduplicated headcount	15,030
Graduate student unduplicated headcount	0
Total 12-month full-time equivalent (FTE) student enrollment	7,603
Undergraduate student FTE	7,603

Edit Report

12-month Enrollment

There are no errors for the selected survey and institution.