

**Institution: Pikes Peak Community College (127820)****User ID: P1278201****Completions Overview**

Welcome to the IPEDS Completions survey component. The Completions component is one of several IPEDS components that is conducted during the Fall data collection period. It collects the number of degrees and certificates awarded by field of study, level of award, race/ethnicity, and gender. The reporting period for the Completions component is during the 12-month time period beginning July 1 of the previous calendar year and ending June 30 of the current calendar year; therefore, for this year's Completions component, the reporting period is between July 1, 2018 and June 30, 2019. The Completions component is also collecting the number of students (e.g., completers) who earned awards between July 1, 2018 and June 30, 2019.

**Changes to reporting for 2019-20**

- The term 'contact hour' has been replaced with the term 'clock hour'
- The term 'formal award' has been replaced with the term 'recognized postsecondary credential'
- There is a new instruction to exclude students participating in Experimental Pell (See <https://experimentalsites.ed.gov/exp/approved.html>)

For 2020-21 changes, please review the preview screens available on the [Survey Materials](#) page. For more information on updates to CIP codes, see below.

**CIP codes will need to be updated for the 2020-21 data collection.**

The [CIP 2020 Website](#) includes a list of new CIP codes, a list of deleted CIP codes, a list of moved CIP Codes, and an online crosswalk of the 2010 CIP and 2020 CIP.

**Some common Completions component errors include the following:**

- Including award levels on your current year Completions that were not reported on your previous year's (PY) Institutional Characteristics (IC). [Award levels in the PY IC component cannot be changed; therefore, contact the IPEDS Help Desk at 1-877-225-2568 if you need assistance.]
- Forgetting to select CIP codes for new programs of study that are offered by the institution, but do not have completions for the reporting period.
- Forgetting to enter in zero in at least one of the cells for CIP codes that do not have completions.
- Even though Teacher Preparation certificate programs may require a bachelor's degree for admission, they are considered sub-bacalaureate undergraduate programs, and students in these programs are undergraduate students.

Keep in mind that some information provided by institutions on the Completions component appear in the [College Navigator](#), which is a major tool used by consumers searching for information about postsecondary education. It is therefore vitally important that you include accurate information about your institution.

Survey materials can be downloaded using the following link: [Survey Materials](#).

To access your prior year data submission for this component: [Reported Data](#)

Completions CIP Data

CIPCODE	Award Level	Major	Gender	Non Resident Alien	Hispanic / Latino	American Indian or Alaska Native	Asian	Black or African American	Native Hawaiian or Other Pacific Islander	White	Two or more Races	Race/ ethnicity unknown	Total	distance education program
03.0299 Natural Resources Management and Policy, Other	1 - Awards of less than 1 academic year	1	Men	0	4	0	0	0	0	1	4	0	9	
			Women	0	6	0	1	0	1	32	2	1	43	
			Total	0	10	0	1	0	2	36	2	1	52	No
03.0299 Natural Resources Management and Policy, Other	2 - Awards of at least 1 but less than 2 academic years	1	Men	0	0	0	0	0	0	2	0	0	2	
			Women	0	0	0	0	0	4	0	0	4		
			Total	0	0	0	0	0	6	0	0	6	No	
03.0299 Natural Resources Management and Policy, Other	3 - Associate's degree	1	Men	0	0	0	0	0	0	3	0	0	3	
			Women	0	5	0	0	0	11	0	1	17		
			Total	0	5	0	0	0	14	0	1	20	No	
10.0202 Radio and Television Broadcasting Technology/Technician	1 - Awards of less than 1 academic year	1	Men	0	0	0	0	0	0	4	0	1	5	
			Women	0	0	0	0	0	1	0	0	1		
			Total	0	0	0	0	0	5	0	1	6	No	
10.0202 Radio and Television Broadcasting Technology/Technician	2 - Awards of at least 1 but less than 2 academic years	1	Men	0	0	0	0	0	0	0	0	0	0	
			Women	0	0	0	0	0	0	0	0	0	0	
			Total	0	0	0	0	0	0	0	0	0	0	No
10.0202 Radio and Television Broadcasting Technology/Technician	3 - Associate's degree	1	Men	0	2	0	0	0	0	5	0	0	7	
			Women	0	1	0	0	0	4	0	0	5		
			Total	0	3	0	0	0	9	0	0	12	No	
10.0304 Animation, Interactive Technology, Video Graphics and Special Effects	1 - Awards of less than 1 academic year	1	Men	0	2	0	1	2	0	13	0	0	18	
			Women	0	8	0	0	0	20	2	5	35		
			Total	0	10	0	1	2	33	2	5	53	No	
10.0304 Animation, Interactive Technology, Video Graphics and Special Effects	3 - Associate's degree	1	Men	0	0	0	0	2	0	9	0	0	11	
			Women	0	2	0	0	0	18	0	1	21		
			Total	0	2	0	0	2	27	0	1	32	No	
11.0101 Computer and Information Sciences, General	1 - Awards of less than 1 academic year	1	Men	0	3	0	1	1	0	7	2	1	15	
			Women	0	1	0	0	1	0	2	0	0	4	
			Total	0	4	0	1	2	9	2	1	19	Yes	
11.0101 Computer and Information Sciences, General	3 - Associate's degree	1	Men	0	4	0	0	2	0	9	1	1	17	
			Women	0	1	0	0	0	1	1	0	3		
			Total	0	5	0	0	2	10	2	1	20	Yes	
11.0901 Computer Systems Networking and Telecommunications	1 - Awards of less than 1 academic year	1	Men	0	13	0	0	1	0	29	2	5	50	
			Women	0	0	0	0	0	0	0	1	1		
			Total	0	13	0	0	1	29	2	6	51	Yes	
11.0901 Computer Systems Networking and Telecommunications	2 - Awards of at least 1 but less than 2 academic years	1	Men	0	3	0	0	0	0	3	0	0	6	
			Women	0	0	0	0	0	0	0	0	0	0	
			Total	0	3	0	0	0	3	0	0	6	Yes	
11.0901	3 - Associate's degree	1	Men	0	5	0	0	0	0	11	1	1	18	
			Women	0	0	0	0	0	0	0	0	0	0	
			Total	0	5	0	0	0	11	1	1	18	Yes	



CIPCODE	Award Level	Major	Gender	Non Resident Alien	Hispanic / Latino	American Indian or Alaska Native	Asian	Black or African American	Native Hawaiian or Other Pacific Islander	White	Two or more Races	Race/ ethnicity unknown	Total	distance education program
15.0303 Electrical, Electronic and Communications Technology/Technician	3 - Associate's degree	1	Men	0	1	0	0	1	0	5	0	0	7	
			Women	0	0	0	0	0	0	0	0	0	0	
			Total	0	1	0	0	1	0	5	0	0	7	No
15.0506 Water Quality and Wastewater Treatment Management and Recycling Technology/Technician	1 - Awards of less than 1 academic year	1	Men	0	0	0	0	0	0	0	0	0	0	
			Women	0	0	0	0	0	0	4	0	0	4	
			Total	0	0	0	0	0	0	4	0	0	4	No
15.0506 Water Quality and Wastewater Treatment Management and Recycling Technology/Technician	3 - Associate's degree	1	Men	0	0	0	0	0	0	0	0	0	0	
			Women	0	0	0	0	0	0	1	0	0	1	
			Total	0	0	0	0	0	0	1	0	0	1	No
15.1302 CAD/CADD Drafting and/or Design Technology/Technician	1 - Awards of less than 1 academic year	1	Men	0	9	3	0	3	2	58	0	2	77	
			Women	0	4	0	0	5	0	26	2	3	40	
			Total	0	13	3	0	8	2	84	2	5	117	No
15.1302 CAD/CADD Drafting and/or Design Technology/Technician	2 - Awards of at least 1 but less than 2 academic years	1	Men	0	0	1	0	0	0	8	0	1	10	
			Women	0	1	0	0	0	0	0	0	0	1	
			Total	0	1	1	0	0	0	8	0	1	11	No
15.1302 CAD/CADD Drafting and/or Design Technology/Technician	3 - Associate's degree	1	Men	0	0	1	0	0	0	8	0	1	10	
			Women	0	0	0	0	0	0	0	0	2	2	
			Total	0	0	1	0	0	0	8	0	3	12	No
16.1603 Sign Language Interpretation and Translation	1 - Awards of less than 1 academic year	1	Men	0	0	0	0	0	0	0	0	0	0	
			Women	0	1	0	0	1	0	10	0	0	12	
			Total	0	1	0	0	1	0	10	0	0	12	No
16.1603 Sign Language Interpretation and Translation	3 - Associate's degree	1	Men	0	1	0	0	0	0	0	0	0	1	
			Women	0	0	0	0	0	0	4	0	0	4	
			Total	0	1	0	0	0	0	4	0	0	5	No
19.0505 Foodservice Systems Administration/Management	1 - Awards of less than 1 academic year	1	Men	0	0	0	0	0	0	0	0	0	0	
			Women	0	1	0	0	0	0	2	0	0	3	
			Total	0	1	0	0	0	0	2	0	0	3	No
22.0302 Legal Assistant/Paralegal	1 - Awards of less than 1 academic year	1	Men	0	0	0	0	0	0	0	0	0	0	
			Women	0	0	0	0	1	0	3	0	1	5	
			Total	0	0	0	0	1	0	3	0	1	5	No
22.0302 Legal Assistant/Paralegal	2 - Awards of at least 1 but less than 2 academic years	1	Men	0	0	0	0	0	0	0	0	0	0	
			Women	0	0	0	0	0	0	0	1	0	1	
			Total	0	0	0	0	0	0	0	1	0	1	No
22.0302 Legal Assistant/Paralegal	3 - Associate's degree	1	Men	0	0	0	0	1	0	1	0	0	2	
			Women	0	0	0	0	1	0	6	0	0	7	
			Total	0	0	0	0	2	0	7	0	0	9	No
24.0101 Liberal Arts and Sciences/Liberal Studies	3 - Associate's degree	1	Men	0	25	0	3	8	1	130	11	8	186	
			Women	9	43	4	8	18	1	204	25	11	323	







CIPCODE	Award Level	Major	Gender	Non Resident Alien	Hispanic / Latino	American Indian or Alaska Native	Asian	Black or African American	Native Hawaiian or Other Pacific Islander	White	Two or more Races	Race/ ethnicity unknown	Total	distance education program
Dental Assisting/Assistant	2 - Awards of at least 1 but less than 2 academic years	1	Women	1	3	0	2	2	0	4	1	1	14	
			Total	1	3	0	2	2	0	4	1	1	14	No
51.0601 Dental Assisting/Assistant	3 - Associate's degree	1	Men	0	0	0	0	0	0	0	0	0	0	
			Women	0	2	0	1	2	0	3	0	1	9	
			Total	0	2	0	1	2	0	3	0	1	9	No
51.0705 Medical Office Management/Administration	1 - Awards of less than 1 academic year	1	Men	0	0	0	0	0	1	0	0	0	1	
			Women	0	4	0	0	0	0	6	0	1	11	
			Total	0	4	0	0	0	1	6	0	1	12	No
51.0705 Medical Office Management/Administration	2 - Awards of at least 1 but less than 2 academic years	1	Men	0	0	0	0	0	0	0	0	0	0	
			Women	0	1	0	1	0	0	3	0	0	5	
			Total	0	1	0	1	0	0	3	0	0	5	No
51.0705 Medical Office Management/Administration	3 - Associate's degree	1	Men	0	0	0	0	0	0	1	0	1	2	
			Women	0	6	0	2	0	1	10	0	1	20	
			Total	0	6	0	2	0	1	11	0	2	22	No
51.0708 Medical Transcription/Transcriptionist	2 - Awards of at least 1 but less than 2 academic years	1	Men	0	0	0	0	0	0	0	0	0	0	
			Women	0	0	0	0	0	0	0	0	0	0	
			Total	0	0	0	0	0	0	0	0	0	0	0
51.0801 Medical/Clinical Assistant	2 - Awards of at least 1 but less than 2 academic years	1	Men	0	0	0	0	0	0	0	0	0	0	
			Women	0	0	0	1	0	0	2	0	0	3	
			Total	0	0	0	1	0	0	2	0	0	3	No
51.0801 Medical/Clinical Assistant	3 - Associate's degree	1	Men	0	0	0	0	0	0	1	0	0	1	
			Women	0	0	0	1	0	0	5	0	0	6	
			Total	0	0	0	1	0	0	6	0	0	7	No
51.0805 Pharmacy Technician/Assistant	1 - Awards of less than 1 academic year	1	Men	0	0	0	0	0	0	0	0	0	0	
			Women	0	0	0	0	0	0	0	0	0	0	
			Total	0	0	0	0	0	0	0	0	0	0	No
51.0805 Pharmacy Technician/Assistant	2 - Awards of at least 1 but less than 2 academic years	1	Men	0	0	0	0	0	0	4	1	0	5	
			Women	0	0	0	0	1	0	1	0	0	2	
			Total	0	0	0	0	1	0	5	1	0	7	No
51.0805 Pharmacy Technician/Assistant	3 - Associate's degree	1	Men	0	0	0	0	0	0	0	0	0	0	
			Women	0	0	0	1	1	0	0	0	0	2	
			Total	0	0	0	1	1	0	0	0	0	2	No
51.0904 Emergency Medical Technology/Technician (EMT Paramedic)	1 - Awards of less than 1 academic year	1	Men	0	7	0	2	3	1	36	1	10	60	
			Women	0	7	0	1	1	0	25	3	1	38	
			Total	0	14	0	3	4	1	61	4	11	98	No
51.0904 Emergency Medical Technology/Technician (EMT Paramedic)	2 - Awards of at least 1 but less than 2 academic years	1	Men	0	0	1	0	0	0	1	0	1	3	
			Women	0	0	0	0	0	0	1	0	0	1	
			Total	0	0	1	0	0	0	2	0	1	4	No
51.0904 Emergency Medical Technology/Technician (EMT Paramedic)	3 - Associate's degree	1	Men	0	1	0	0	0	0	5	0	1	7	
			Women	0	0	0	0	0	0	0	0	0	0	
			Total	0	1	0	0	0	0	5	0	1	7	No







**Completions: total by first major**

99.0000 Summary Grand Totals	Award Level	Nonresident alien	Hispanic Latino	American Indian or Alaska Native	Asian	Black or African American	Native Hawaiian or Other Pacific Islander	White	Two or more Races	Race/ethnicity unknown	Total	PY Total
<b>Awards of less than 1 academic year</b>	<b>1</b>											
Men		9	153	19	15	45	19	724	33	61	1078	968
Women		7	171	5	22	50	5	548	42	41	891	820
<b>Total</b>		16	324	24	37	95	24	1272	75	102	1969	1788
<b>Awards of at least 1 but less than 2 academic years</b>	<b>2</b>											
Men		0	14	4	0	13	3	90	6	6	136	147
Women		1	22	2	8	7	0	81	7	4	132	143
<b>Total</b>		1	36	6	8	20	3	171	13	10	268	290
<b>Associate's degree</b>	<b>3</b>											
Men		4	97	5	11	41	8	497	37	39	739	775
Women		16	176	8	30	56	6	688	66	41	1087	1117
<b>Total</b>		20	273	13	41	97	14	1185	103	80	1826	1892
<b>Bachelor's degree</b>	<b>5</b>											
Men		0	0	0	0	0	0	0	0	0	0	0
Women		0	0	0	0	0	0	0	0	0	0	0
<b>Total</b>		0	0	0	0	0	0	0	0	0	0	0

Grand Total Men		13	264	28	26	99	30	1311	76	106	1953	1890
Grand Total Women		24	369	15	60	113	11	1317	115	86	2110	2080
Grand Total		37	633	43	86	212	41	2628	191	192	4063	3970

PY Grand Total Men		19	256	21	17	108	10	1295	77	87		1890
PY Grand Total Women		17	338	17	53	146	10	1290	127	82		2080
PY Grand Total		36	594	38	70	254	20	2585	204	169		3970

All Completers

Institutions must report the following information. (Some data will be pre-populated from the completions by CIP code data.)

All Completers

Number of students by gender and race and ethnicity earning an award between July 1, 2018 and June 30, 2019. Count each student only once, regardless of how many awards he/she earned. The intent of this screen is to collect an unduplicated count of total numbers of *completers*.

- Report Hispanic/Latino individuals of any race as Hispanic/Latino
- Report race for non-Hispanic/Latino individuals only

	Men		Women		Total Students
	Number of Students	Total Awards	Number of Students	Total Awards	
<u>Nonresident alien</u>	6	13	23	24	29
<u>Hispanic/Latino</u>	174	264	298	369	472
<u>American Indian or Alaska Native</u>	13	28	14	15	27
<u>Asian</u>	23	26	49	60	72
<u>Black or African American</u>	70	99	89	113	159
<u>Native Hawaiian or Other Pacific Islander</u>	12	30	10	11	22
<u>White</u>	822	1,311	1,093	1,317	1,915
<u>Two or more races</u>	52	76	98	115	150
<u>Race and ethnicity unknown</u>	75	106	72	86	147
<b>TOTAL</b>	1,247	1,953	1,746	2,110	2,993
<b>PY TOTAL</b>	<b>1,248</b>		<b>1,707</b>		<b>2,955</b>

Completers by Level

Institutions must report the number of students who earned an award by level. This screen will be shown for each of the following consolidated award levels for which there is a reported completion:

- Postsecondary awards, certificates, or diplomas of less than 1 academic year
  - Less than 900 clock hours, or
  - Less than 30 SEMESTER or TRIMESTER credit hours, or
  - Less than 45 QUARTER credit hours
- Postsecondary awards, certificates, or diplomas of at least 1 but less than 4 academic years
  - 900 or more clock hours, or
  - 30 or more SEMESTER or TRIMESTER credit hours, or
  - 45 or more QUARTER credit hours
- Associate's degrees
- Bachelor's degrees
- Master's degrees
- Doctor's degrees
- Postbaccalaureate and post-master's certificates

**Postsecondary award, certificate, or diploma of less than 1 academic year:**

**Less than 900 clock hours, or less than 30 semester or trimester credit hours, or less than 45 quarter credit hours**

Number of students by gender, by race and ethnicity, and by age earning this award between July 1, 2018 and June 30, 2019. Each student should be counted once per award level. For example, if a student earned a master's degree and a doctor's degree, he/she should be counted once in master's and once in doctor's. A student earning two master's degrees should be counted only once.

- Report Hispanic/Latino individuals of any race as Hispanic/Latino
- Report race for non-Hispanic/Latino individuals only


	Number of Students	Total Awards
<b>By Gender</b>		
Men	597	1,078
Women	763	891
<b>TOTAL</b>	1,360	1,969
<b>PY TOTAL</b>	<b>1,267</b>	

**By Race/Ethnicity**

<u>Nonresident alien</u>	10	16
<u>Hispanic/Latino</u>	232	324

<u>American Indian or Alaska Native</u>	<input type="text" value="13"/>	24
<u>Asian</u>	<input type="text" value="30"/>	37
<u>Black or African American</u>	<input type="text" value="68"/>	95
<u>Native Hawaiian or Other Pacific Islander</u>	<input type="text" value="14"/>	24
<u>White</u>	<input type="text" value="864"/>	1,272
Two or more races	<input type="text" value="57"/>	75
<u>Race and ethnicity unknown</u>	<input type="text" value="72"/>	102
<b>TOTAL</b>	1,360	1,969

 **By Age**

Under 18	 <input type="text" value="122"/>	
18-24	<input type="text" value="566"/>	
25-39	<input type="text" value="483"/>	
40 and Above	<input type="text" value="189"/>	
Age Unknown	<input type="text" value="0"/>	
<b>TOTAL</b>	1,360	1,969

Completers by Level

Institutions must report the number of students who earned an award by level. This screen will be shown for each of the following consolidated award levels for which there is a reported completion:

- Postsecondary awards, certificates, or diplomas of less than 1 academic year
  - Less than 900 clock hours, or
  - Less than 30 SEMESTER or TRIMESTER credit hours, or
  - Less than 45 QUARTER credit hours
- Postsecondary awards, certificates, or diplomas of at least 1 but less than 4 academic years
  - 900 or more clock hours, or
  - 30 or more SEMESTER or TRIMESTER credit hours, or
  - 45 or more QUARTER credit hours
- Associate's degrees
- Bachelor's degrees
- Master's degrees
- Doctor's degrees
- Postbaccalaureate and post-master's certificates

**Postsecondary award, certificate, or diploma of at least 1 but less than 4 academic years:  
900 or more clock hours, or 30 or more semester or trimester credit hours, or 45 or more quarter credit hours**

Number of students by gender, by race and ethnicity, and by age earning this award between July 1, 2018 and June 30, 2019. Each student should be counted once per award level. For example, if a student earned a master's degree and a doctor's degree, he/she should be counted once in master's and once in doctor's. A student earning two master's degrees should be counted only once.


- Report Hispanic/Latino individuals of any race as Hispanic/Latino
- Report race for non-Hispanic/Latino individuals only

	Number of Students	Total Awards
<b>By Gender</b>		
Men	<input type="text" value="129"/>	136
Women	<input type="text" value="128"/>	132
<b>TOTAL</b>	257	268
<b>PY TOTAL</b>	<b>268</b>	

**By Race/Ethnicity**

<u>Nonresident alien</u>	<input type="text" value="1"/>	1
<u>Hispanic/Latino</u>	<input type="text" value="34"/>	36
<u>American Indian or Alaska Native</u>		6

	<input type="text" value="6"/>	
<u>Asian</u>	<input type="text" value="8"/>	8
<u>Black or African American</u>	<input type="text" value="19"/>	20
<u>Native Hawaiian or Other Pacific Islander</u>	<input type="text" value="3"/>	3
<u>White</u>	<input type="text" value="165"/>	171
Two or more races	<input type="text" value="11"/>	13
<u>Race and ethnicity unknown</u>	<input type="text" value="10"/>	10
<b>TOTAL</b>	257	268

 **By Age**

Under 18	<input type="text" value="0"/>	
18-24	<input type="text" value="60"/>	
25-39	<input type="text" value="146"/>	
40 and Above	<input type="text" value="51"/>	
Age Unknown	<input type="text" value="0"/>	
<b>TOTAL</b>	257	268



Completers by Level

Institutions must report the number of students who earned an award by level. This screen will be shown for each of the following consolidated award levels for which there is a reported completion:

- Postsecondary awards, certificates, or diplomas of less than 1 academic year
  - Less than 900 clock hours, or
  - Less than 30 SEMESTER or TRIMESTER credit hours, or
  - Less than 45 QUARTER credit hours
- Postsecondary awards, certificates, or diplomas of at least 1 but less than 4 academic years
  - 900 or more clock hours, or
  - 30 or more SEMESTER or TRIMESTER credit hours, or
  - 45 or more QUARTER credit hours
- Associate's degrees
- Bachelor's degrees
- Master's degrees
- Doctor's degrees
- Postbaccalaureate and post-master's certificates

Associate's degrees

Number of students by gender, by race and ethnicity, and by age earning this award between July 1, 2018 and June 30, 2019. Each student should be counted once per award level. For example, if a student earned a master's degree and a doctor's degree, he/she should be counted once in master's and once in doctor's. A student earning two master's degrees should be counted only once.

- Report Hispanic/Latino individuals of any race as Hispanic/Latino
- Report race for non-Hispanic/Latino individuals only


	Number of Students	Total Awards
<b>By Gender</b>		
Men	<input type="text" value="701"/>	739
Women	<input type="text" value="1,051"/>	1,087
<b>TOTAL</b>	1,752	1,826
<b>PY TOTAL</b>	<b>1,802</b>	

By Race/Ethnicity

<u>Nonresident alien</u>	<input type="text" value="19"/>	20
<u>Hispanic/Latino</u>	<input type="text" value="258"/>	273
<u>American Indian or Alaska Native</u>	<input type="text" value="13"/>	13

<u>Asian</u>	<input type="text" value="40"/>	41
<u>Black or African American</u>	<input type="text" value="95"/>	97
<u>Native Hawaiian or Other Pacific Islander</u>	<input type="text" value="13"/>	14
<u>White</u>	<input type="text" value="1,137"/>	1,185
Two or more races	<input type="text" value="101"/>	103
<u>Race and ethnicity unknown</u>	<input type="text" value="76"/>	80
<b>TOTAL</b>	1,752	1,826

 **By Age**

Under 18	 <input type="text" value="53"/>	
18-24	<input type="text" value="778"/>	
25-39	<input type="text" value="718"/>	
40 and Above	<input type="text" value="203"/>	
Age Unknown	<input type="text" value="0"/>	
<b>TOTAL</b>	1,752	1,826

The name of the preparer is being collected so that we can follow up with the appropriate person in the event that there are questions concerning the data. The Keyholder will be copied on all email correspondence to other preparers.

The time it took to prepare this component is being collected so that we can continue to improve our estimate of the reporting burden associated with IPEDS. Please include in your estimate the time it took for you to review instructions, query and search data sources, complete and review the component, and submit the data through the Data Collection System.

Thank you for your assistance.

**This survey component was prepared by:**

<input checked="" type="radio"/>	Keyholder	<input type="radio"/>	SFA Contact	<input type="radio"/>	HR Contact
<input type="radio"/>	Finance Contact	<input type="radio"/>	Academic Library Contact	<input type="radio"/>	Other
Name:	<input type="text" value="Li-Ling Hsu"/>				
Email:	<input type="text" value="Li-ling.Hsu@ppcc.edu"/>				

**How many staff from your institution only were involved in the data collection and reporting process of this survey component?**

<input type="text" value="1.00"/>	Number of Staff (including yourself)
-----------------------------------	--------------------------------------

**How many hours did you and others from your institution only spend on each of the steps below when responding to this survey component?**

*Exclude the hours spent collecting data for state and other reporting purposes.*

Staff member	Collecting Data Needed		Revising Data to Match IPEDS Requirements		Entering Data		Revising and Locking Data	
Your office	<input type="text" value="1.00"/>	hours	<input type="text" value="1.00"/>	hours	<input type="text" value="0.50"/>	hours	<input type="text"/>	hours
Other offices	<input type="text"/>	hours	<input type="text"/>	hours	<input type="text"/>	hours	<input type="text"/>	hours

## Summary

IPEDS collects important information regarding your institution. All data reported in IPEDS survey components become available in the IPEDS Data Center and appear as aggregated data in various Department of Education reports. Additionally, some of the reported data appears specifically for your institution through the College Navigator website and is included in your institution's Data Feedback Report (DFR). The purpose of this summary is to provide you an opportunity to view some of the data that, when accepted through the IPEDS quality control process, will appear on the College Navigator website and/or your DFR. College Navigator is updated approximately three months after the data collection period closes and Data Feedback Reports will be available through the [Data Center](#) and sent to your institution's CEO in November 2019.

Please review your data for accuracy. If you have questions about the data displayed below after reviewing the data reported on the survey screens, please contact the IPEDS Help Desk at: 1-877-225-2568 or [ipedshelp@rti.org](mailto:ipedshelp@rti.org).

## Summary of Completions Data

Award Level	Number of Completions	
	1 <sup>st</sup> major	2 <sup>nd</sup> major
<u>Postsecondary award, certificate, or diploma (less than 1 academic year)</u>	1,969	0
<u>Postsecondary award, certificate, or diploma (at least 1 but less than 2 academic years)</u>	268	0
<u>Associate's degree</u>	1,826	0
<u>Bachelors degree or equivalent</u>	0	0
Total number of degrees and certificates	4,063	

## Summary of Completers Data

	Number of Students		
	Men	Women	Total
All Completers	1,247	1,746	2,993

**Completions**

**Pikes Peak Community College (127820)**

Source	Description	Severity	Resolved	Options
<b>Global Edits</b>				
Perform Edits	Current year completions (19) are outside the expected range when compared to completions reported in the prior year (48) for: Men, in CIP codes starting with(12.XXXX), award level (1). Please correct your data or explain. (Error #10503)	Explanation	Yes	
Reason:	Culinary Arts Basic Skills certificate was revised a few years ago, and it's now only offered to our concurrently enrolled high school students. In the past, it was open to all students. This explains the decline in level 1 certificate in AY18/19.			
Perform Edits	Current year completions (37) are outside the expected range when compared to completions reported in the prior year (85) for: Women, in CIP codes starting with(12.XXXX), award level (1). Please correct your data or explain. (Error #10505)	Explanation	Yes	
Reason:	Culinary Arts Basic Skills certificate was revised a few years ago, and it's now only offered to our concurrently enrolled high school students. In the past, it was open to all students. This explains the decline in level 1 certificate in AY18/19.			
Perform Edits	Current year completions (228) are outside the expected range when compared to completions reported in the prior year (90) for: Women, in CIP codes starting with(13.XXXX), award level (1). Please correct your data or explain. (Error #10506)	Explanation	Yes	
Reason:	AY18/19 figures were exceptionally high due to the auto-conferral process PPCC started in fall 2016. This process resulted in the conferral of level 1 awards to students who could have received this credential in prior years.			
Perform Edits	Current year completions (131) are outside the expected range when compared to completions reported in the prior year (80) for: Men, in CIP codes starting with(15.XXXX), award level (1). Please correct your data or explain. (Error #10504)	Explanation	Yes	
Reason:	AY18/19 figures were exceptionally high due to the auto-conferral process PPCC started in fall 2016. This process resulted in the conferral of level 1 awards to students who could have received this credential in prior years.			
Perform Edits	Current year completions (55) are outside the expected range when compared to completions reported in the prior year (14) for: Women, in CIP codes starting with(15.XXXX), award level (1). Please correct your data or explain. (Error #10505)	Explanation	Yes	
Reason:	AY18/19 figures were exceptionally high due to the auto-conferral process PPCC started in fall 2016. This process resulted in the conferral of level 1 awards to students who could have received this credential in prior years.			
Perform Edits	Current year completions (71) are outside the expected range when compared to completions reported in the prior year (45) for: Men, in CIP codes starting with(43.XXXX), award level (1). Please correct your data or explain. (Error #10503)	Explanation	Yes	
Reason:	AY18/19 figures were exceptionally high due to the auto-conferral process PPCC started in fall 2016. This process resulted in the conferral of level 1 awards to students who could have received this credential in prior years.			
<b>Screen: Completers- Less than 1 academic year</b>				
Screen Entry	The age of 18 or younger is outside the expected range. Please correct the data or explain. (Error #10741)	Explanation	Yes	
Reason:	This is due to concurrently enrolled high school students(age of 18 or younger). Minor students may complete postsecondary awards, certificates, or diplomas of less than 1 academic year.			
<b>Screen: Completers- Associate's degrees</b>				
Screen Entry	The age of 18 or younger is outside the expected range. Please correct the data or explain. (Error #10741)	Explanation	Yes	

Reason: This is due to concurrently enrolled high school students(age of 18 or younger). Concurrently enrolled students may complete an associate's degree before graduating from high school.